



OO Scale Transport Depot


Thanks for purchasing one of my kits,
This kit just requires glue and scissors for
the windows.




Firstly find the front main wall, front door
(One with the smaller surround)
and the main plain card section.
Lay face down on a clean surface and glue
the plain card in to place make sure is's flush
with the bottom.



Then glue the shutter doors in along with
front door and windows.
Find the two U shape plain card and repeat
for the two rear fire doors.



find the two larger plain gables (the slightly
smaller one is for the center divider) glue as
shown both ends.



Next the floor can be fixed in, I pushed it in from
the top then glued around the inside, Once dry
you can install the last gable in the center.

