


## N Scale Greggs



Thanks for purchasing one of my kits,  
This kit just requires glue and some scissors.



Glue the plain cardboard door and window surrounds as shown, make sure they are flush with the bottom.

Glue the windows in as shown, I found it easier laying it down on a dark surface. Fix the front and back doors in now but not the sides.

Using the two plain cardboard gable ends glue to the insides of the main walls as shown, make sure the opening for the fire doors are to the front as shown. now you can glue the side fire doors on the inside.



Glue the two plain cardboard squares one each end as shown, make sure they are the right way up, they will be the same height as the front and back door surrounds, these form the support for the roof floor.