




# N Scale Canopy


Thanks for purchasing one of my kits,  
This kit just requires glue & Scissors.



Firstly glue the two sides to the ends as shown in pic 1, the ends are fixed on the inside then set aside to dry. lay one of the roof supports on a flat surface and glue the 4 joiners in the holes, let them dry and then fix to the other side .



Cut the windows out and glue as Pic 3, run a line of glue along the underneath edge of the roof then you can fix the planks as shown in pic 4.



Run a line of glue alongside the windows then you can fix the legs as shown in pic 5.